




# PIRATE BRAND<sup>®</sup> E-SERIES

3.5 / 6.5 CU FT - ABRASIVE BLASTERS



Proudly Distributed By:

PRODUCT LINE BROCHURE

# FEATURES & BENEFITS

## BAG-BREAKER/SCREEN OR OPTIONAL UMBRELLA

All E-Series portable blasters come standard with a built-in bag-breaker and screen. EPH & EPR Blast Room Series Blasters come standard with an overhead umbrella to keep weight off of the pop-up.



Bag Breaker/Screen

Abrasive Umbrella

## FAST-FILL™ POP-UP

Every E-Series blaster comes standard with a large 6" pop-up for faster filling.



## PNEUMATIC OR ELECTRIC

Choose between pneumatic or 12VDC electric controls. Electric controls are recommended for blast hose lengths longer than 100', feature faster starts/stops, and are less prone to freezing in cold climates.



## EXHAUST VALVES

EPR (Pressure Release) models include our X-Treme Duty #2 or #8 exhaust valves which feature an improved valve ball for extended life and superior durability.



## PRESSURE GAUGE

All E-Series portable blasters include a pressure gauge as standard equipment.

## MOISTURE SEPARATOR

As a last defense against clog causing moisture, all E-Series blasters come standard with a moisture separator or 50 micron air filter.

## 150 PSI VESSEL

It's simple, more psi = more productivity. To give you the best possible productivity, E-Series pressure vessels are ASME certified and Canadian Registered for all provinces for everyday use at 150 PSI (10.3 BAR)

## 2 CAPACITIES

E-Series portable blasters are available in 3.5 cu ft and 6.5 cu ft abrasive capacities.

## PORTABLE OR BLAST ROOM

E-Series blasters are available in portable models with wheels or stationary models for blast room applications.



## X-TREME DUTY METERING VALVES

Both the Pirate Brand® Manual and Automatic Pinch Metering Valves feature the X-Treme Duty metering tube for extra long service life and durability. The tube also features carbon black to aid in dissipating static buildup.



## EPR - Pressure Release

Automatically blows down vessel when control handle is released.

- Commonly used in blast room applications where an overhead hopper will automatically fill the blaster when it blows down.
- Good choice for first time blasters & rental houses.

## PRESSURE RELEASE VS. PRESSURE HOLD

## EPH - Pressure Hold

Stays pressurized until manually blown down.

- Reduces abrasive consumption
- Reduces moisture problems
- Smoother starts & stops
- Stands up to short blast cycles
- Commonly used in one-shot media blasting, corn cob blasting, precision blasting applications & when short blasting cycles.

# HOW E-SERIES BLASTERS WORK

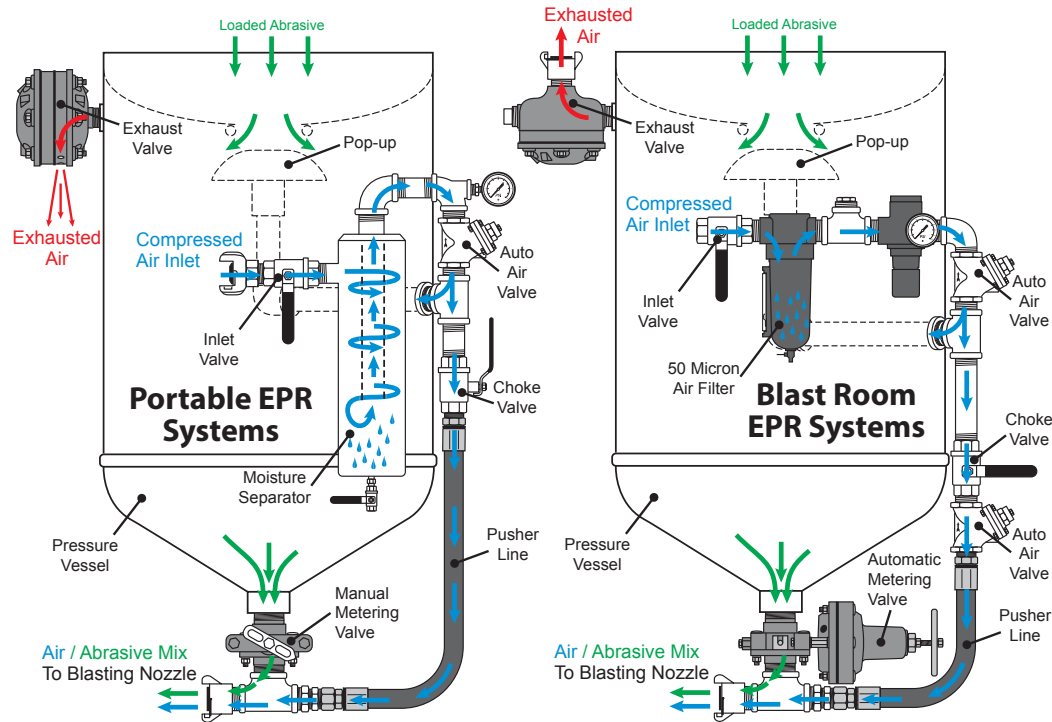
## EPR - Pressure Release Systems

### ADDING ABRASIVE

Abrasive is added through the hole in the top of the Abrasive Blaster where the Pop-up and its seat are located. When abrasive is added, it flows down through the hole, around the Pop-up and, down to the bottom of the pressure vessel where it will exit through the Metering Valve when blasting is started.

### PRESSURIZATION

When a compressed air source (such as an air-compressor) is connected to the inlet of the Abrasive Blaster and the Inlet Valve is opened, compressed air flows through the Moisture Separator or 50 Micron Air Filter and reaches an Auto Air Valve where it is stopped. When the control handle is activated, the Exhaust Valve closes, the automatic metering valve (if equipped) opens and the Auto Air Valve(s) open allowing compressed air to flow into the pressure vessel causing the Pop-up (located internally) to seal against its seat. The pressure vessel is now pressurized. Air will also continue past the Choke Valve to the Metering Valve where it is mixed with abrasive. The mixture of compressed air will now exit the Abrasive Blaster through a blast hose and nozzle connected to the coupling on the Metering Valve and blasting begins. It is important to note that in EPR abrasive blasters equipped with Manual Metering Valves, some abrasive will collect at the base of the valve causing the blast hose to pulsate and spray abrasive erratically for a short time when blasting is started. This is normal and will not damage the Abrasive Blaster.



### DEPRESSURIZATION (BLOW-DOWN)

When the control handle is released in a pressure release (EPR) system, the Auto Air Valve(s) and Automatic Metering Valve (if equipped) automatically close stopping the flow of compressed air. At the same time, the Exhaust Valve opens and the compressed air remaining in the pressure vessel is released.

## EPH - Pressure Hold Systems

### ADDING ABRASIVE

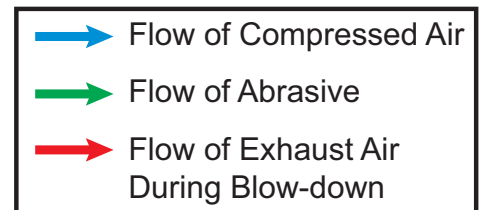
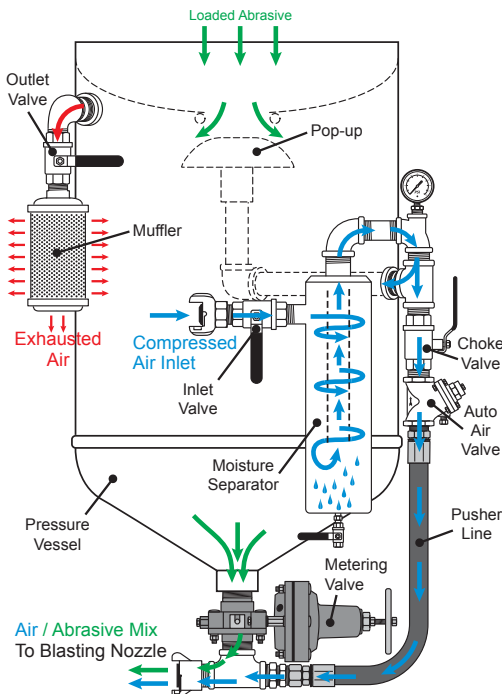
Abrasive is added through the hole in the top of the Abrasive Blaster where the Pop-up and its seat are located. When abrasive is added, it flows down through the hole, around the Pop-up and, down to the bottom of the pressure vessel where it will exit through the Metering Valve when blasting is started.

### PRESSURIZATION

Before pressurization can take place in a pressure hold system, the Blow-down (outlet) Valve must be closed. Then, when a compressed air source (such as an air-compressor) is connected to the inlet of the Abrasive Blaster and the Inlet Valve is opened, compressed air can flow through the Moisture Separator and into the pressure vessel causing the Pop-up (located internally) to seal against its seat allowing the pressure vessel to become pressurized. When the control handle is activated, the Auto Air Valve and Automatic Metering Valve will open allowing compressed air & abrasive to flow and mix. The mixture of compressed air and abrasive will now exit the Abrasive Blaster through the blast hose and nozzle connected to the coupling on the Metering Valve and blasting begins.

### DEPRESSURIZATION (BLOW-DOWN)

When the control handle is released in a pressure hold (EPH) system, the Auto Air Valve & Automatic Metering Valve close and the pressure vessel remains filled with compressed air. The compressed air remaining in the pressure vessel is released when the Inlet Valve is manually closed and the Blow-Down (Outlet) valve is manually opened.



# PORTABLE - PNEUMATIC




EPR

Pirate Brand® E-Series Blasters with pneumatic controls start and stop the blasting process using twinline control hoses that run along the blast hose to a pneumatic control handle near the blast nozzle. When the control handle is activated, the valves on the blast pot open and blasting begins.

## ADVANTAGES:

- Does not require a 12V power source.



EPH

## EPR - PRESSURE RELEASE



### BASE PACKAGE

Includes:

- EPR Portable Blaster w/ Pneumatic Controls & Manual Pinch Metering Valve
- 55' Pneumatic Control Twinline
- Pneumatic D-Handle Control

PART #s **3.5 CU FT** 211-103-A  
**6.5 CU FT** 221-103-A

## EPH - PRESSURE HOLD



### BASE PACKAGE

Includes:

- EPH Portable Blaster w/ Pneumatic Controls & Automatic Pinch Metering Valve
- 55' Pneumatic Control Twinline
- Pneumatic D-Handle Control

PART #s **3.5 CU FT** 211-104-A  
**6.5 CU FT** 221-104-A



### BRONZE PACKAGE

Includes Base Package Items **PLUS:**

- 50' Blast Hose Assembly w/ Couplings
- Tungsten-Carbide Nozzle

PART #s **3.5 CU FT** 211-103-B  
**6.5 CU FT** 221-103-B



### BRONZE PACKAGE

Includes Base Package Items **PLUS:**

- 50' Blast Hose Assembly w/ Couplings
- Tungsten-Carbide Nozzle

PART #s **3.5 CU FT** 211-104-B  
**6.5 CU FT** 221-104-B



### SILVER PACKAGE

Includes Bronze Package Items **PLUS:**

- RPB® NOVA 2000™ Respirator package w/ Radex Airline Filter™ & 50' Breathing Hose\*
- Blast Suit (Large)
- Double Palmed Blast Gloves

PART #s **3.5 CU FT** 211-103-C  
**6.5 CU FT** 221-103-C



### SILVER PACKAGE

Includes Bronze Package Items **PLUS:**

- RPB® NOVA 2000™ Respirator package w/ Radex Airline Filter™ & 50' Breathing Hose\*
- Blast Suit (Large)
- Double Palmed Blast Gloves

PART #s **3.5 CU FT** 211-104-C  
**6.5 CU FT** 221-104-C



### GOLD PACKAGE

Includes Silver Package Items **PLUS:**

- 50' Air Hose Assembly for Connecting Blaster to Compressed Air Source
- 50' Air Hose Assembly for Breathing Airline Filter Connection + 2-Lug Fitting For Filter.

PART #s **3.5 CU FT** 211-103-D  
**6.5 CU FT** 221-103-D



### GOLD PACKAGE

Includes Silver Package Items **PLUS:**

- 50' Air Hose Assembly for Connecting Blaster to Compressed Air Source
- 50' Air Hose Assembly for Breathing Airline Filter Connection + 2-Lug Fitting For Filter.

PART #s **3.5 CU FT** 211-104-D  
**6.5 CU FT** 221-104-D

# PORTABLE - ELECTRIC



EPR

Pirate Brand® E-Series Blasters with 12VDC electric controls start and stop the blasting process using a control cord that runs along the blast hose to an electric control handle near the blast nozzle. When it receives a signal from the control handle, an electric control valve mounted to the pressure vessel activates the blasting process.

## ADVANTAGES:

- Faster starts and stops
- Less likely to freeze up in cold conditions.
- Recommended for blast hose runs longer than 100' since pneumatic systems will take longer to stop blasting as the twinline control hose gets longer.



EPH

## EPR - PRESSURE RELEASE



### BASE PACKAGE

- Includes:
- EPR Portable Blaster w/ Electric Controls & Manual Pinch Metering Valve
  - 55' Electric Control Cord w/ Connectors
  - Electric D-Handle Control

PART #s **3.5 CU FT** 211-103-A-EDC  
**6.5 CU FT** 221-103-A-EDC



## EPH - PRESSURE HOLD



### BASE PACKAGE

- Includes:
- EPH Portable Blaster w/ Electric Controls & Automatic Pinch Metering Valve
  - 55' Electric Control Cord w/ Connectors
  - Electric D-Handle Control

PART #s **3.5 CU FT** 211-104-A-EDC  
**6.5 CU FT** 221-104-A-EDC



BRONZE  
BLASTING  
PACKAGE

### BRONZE PACKAGE

- Includes Base Package Items **PLUS:**
- 50' Blast Hose Assembly w/ Couplings
  - Tungsten-Carbide Nozzle

PART #s **3.5 CU FT** 211-103-B-EDC  
**6.5 CU FT** 221-103-B-EDC



BRONZE  
BLASTING  
PACKAGE

### BRONZE PACKAGE

- Includes Base Package Items **PLUS:**
- 50' Blast Hose Assembly w/ Couplings
  - Tungsten-Carbide Nozzle

PART #s **3.5 CU FT** 211-104-B-EDC  
**6.5 CU FT** 221-104-B-EDC



SILVER  
BLASTING  
PACKAGE

### SILVER PACKAGE

- Includes Bronze Package Items **PLUS:**
- RPB® NOVA 2000™ Respirator package w/ Radex Airline Filter™ & 50' Breathing Hose\*
  - Blast Suit (Large)
  - Double Palmed Blast Gloves

PART #s **3.5 CU FT** 211-103-C-EDC  
**6.5 CU FT** 221-103-C-EDC



SILVER  
BLASTING  
PACKAGE

### SILVER PACKAGE

- Includes Bronze Package Items **PLUS:**
- RPB® NOVA 2000™ Respirator package w/ Radex Airline Filter™ & 50' Breathing Hose\*
  - Blast Suit (Large)
  - Double Palmed Blast Gloves

PART #s **3.5 CU FT** 211-104-C-EDC  
**6.5 CU FT** 221-104-C-EDC



GOLD  
BLASTING  
PACKAGE

### GOLD PACKAGE

- Includes Silver Package Items **PLUS:**
- 50' Air Hose Assembly for Connecting Blaster to Compressed Air Source
  - 50' Air Hose Assembly for Breathing Airline Filter Connection + 2-Lug Fitting For Filter.

PART #s **3.5 CU FT** 211-103-D-EDC  
**6.5 CU FT** 221-103-D-EDC



GOLD  
BLASTING  
PACKAGE

### GOLD PACKAGE

- Includes Silver Package Items **PLUS:**
- 50' Air Hose Assembly for Connecting Blaster to Compressed Air Source
  - 50' Air Hose Assembly for Breathing Airline Filter Connection + 2-Lug Fitting For Filter.

PART #s **3.5 CU FT** 211-104-D-EDC  
**6.5 CU FT** 221-104-D-EDC



\* Silver & Gold packages can be upgraded from the RPB® NOVA 2000™ to the RPB® NOVA 3® at no additional charge.

# BLAST ROOM SERIES

Pirate Brand® EPH & EPR Blast Room Series abrasive blasters are tailored to the specific needs of stationary applications. EPR models go the extra step of including a 50 micron air filter, pressure regulator, 120VAC door Interlock & #8 Exhaust Valve with an ultra durable 5/16" Boron-Carbide restriction nozzle for a controlled blow-down.



EPR  
Blast Room Series



All Blast Room E-Series blasters come standard with an abrasive umbrella (shown above). For stationary applications where an overhead abrasive feeding system is used, the umbrella keeps the extra weight of the abrasive off of the pop-up.



EPH  
Blast Room Series

## EPR (PRESSURE RELEASE)

### PNEUMATIC CONTROLS



- Includes:
- EPR Stationary Blast Room Series Blaster w/ Pneumatic Controls, 120VAC Door Interlock, Pressure Regulator & Automatic Pinch Metering Valve
  - 110' Pneumatic Control Twinline
  - Pneumatic D-Handle Control

PART # **6.5 CU FT** 235-651

### ELECTRIC CONTROLS



- Includes:
- EPR Stationary Blast Room Series Blaster w/ 12VDC Electric Controls, 120VAC Door Interlock, Pressure Regulator & Automatic Pinch Metering Valve
  - 110' Electric Control Cord w/ Connectors
  - Electric D-Handle Control

PART # **6.5 CU FT** 235-651-EDC

## EPH (PRESSURE RELEASE)

### PNEUMATIC CONTROLS



- Includes:
- EPH Stationary Blast Room Series Blaster w/ Pneumatic Controls & Automatic Pinch Metering Valve
  - 110' Pneumatic Control Twinline
  - Pneumatic D-Handle Control

PART # **6.5 CU FT** 221-004


### ELECTRIC CONTROLS



- Includes:
- EPH Stationary Blast Room Series Blaster w/ 12VDC Electric Controls & Automatic Pinch Metering Valve
  - 110' Electric Control Cord w/ Connectors
  - Electric D-Handle Control

PART # **6.5 CU FT** 221-004-EDC

# ACCESSORIES



### A LIDS

LIDS ARE IMPORTANT FOR KEEPING MOISTURE FROM FALLING INTO THE ABRASIVE BLASTER IN OUTDOOR APPLICATIONS. MOISTURE IN THE ABRASIVE BLASTER CAN CAUSE OBSTRUCTIONS IN THE METERING VALVE LEADING TO COSTLY DOWN-TIME.

888-5010-030PB	LID FOR 3.5 CU FT ABRASIVE BLASTERS
888-5010-060PB	LID FOR 6.5 CU FT ABRASIVE BLASTERS

### B REGULATOR KITS

ADDING A REGULATOR KIT TO YOUR ABRASIVE BLASTER WILL ALLOW YOU TO BLAST AT LOWER PRESSURES TO ACHIEVE CUSTOM FINISHES OR HELP CONTROL PROFILE (EPR BLAST ROOM SERIES BLASTERS INCLUDE REGULATORS AS STANDARD EQUIPMENT)

888-2003-006PB-CI	1" REGULATOR KIT (3.5 CU FT)
888-2003-007PB-CI	1-1/4" REGULATOR KIT (6.5 CU FT)

### C RELIEF VALVE KIT

ADDING THIS ASME RELIEF VALVE KIT TO YOUR BLASTER CAN PREVENT DANGEROUS OVERPRESSURIZATION. LOCAL CODES MAY REQUIRE A DIFFERENT VALVE

888-2470-00702PB	SMALL BLASTER RELIEF VALVE KIT
------------------	--------------------------------

### ABRASIVE CUT-OFF

UPGRADE WITH AN ABRASIVE CUT-OFF KIT TO BLOW OFF YOUR PROJECTS WITH THE SAME HIGH VELOCITY AIR YOU BLAST WITH. (REQUIRES E-SERIES BLASTER WITH AUTOMATIC PINCH METERING VALVE)

290-424-FI	55" PNEUMATIC ABRASIVE CUT-OFF KIT (FACTORY INSTALL)
290-624-FI	110" PNEUMATIC ABRASIVE CUT-OFF KIT (FACTORY INSTALL)
290-524-FI	55" 12VDC ELECTRIC ABRASIVE CUT-OFF KIT (FACTORY INSTALL)
290-724-FI	110" 12VDC ELECTRIC ABRASIVE CUT-OFF KIT (FACTORY INSTALL)

### D UMBRELLA

FOR STATIONARY BLASTERS WHERE ABRASIVE IS BEING FED FROM AN OVERHEAD SYSTEM THE UMBRELLA WILL KEEP EXCESS WEIGHT OFF OF THE POP-UP ALLOWING IT TO FUNCTION PROPERLY. REQUIRES REMOVAL OF THE BUILT-IN BAG BREAKER AND SCREEN. (EPR & EPH BLAST ROOM SERIES BLASTERS INCLUDE THE UMBRELLA AS STANDARD EQUIPMENT)

290-420	6" POP UP VALVE UMBRELLA
---------	--------------------------

### SCREENS

FOR BLASTERS EQUIPPED WITH AN ABRASIVE UMBRELLA, USE THESE SCREENS TO KEEP DEBRIS FROM ENTERING THE PRESSURE VESSEL. ONLY USED WITH E-SERIES BLASTERS WHERE THE BAG BREAKER HAS BEEN REMOVED.

888-5011-030PB	SCREEN FOR 3.5 CU FT E-SERIES ABRASIVE BLASTERS
888-5011-060PB	SCREEN FOR 6.5 CU FT E-SERIES ABRASIVE BLASTERS

### JOB TIMER

KEEP TRACK OF TIME SPENT ON A JOB AND TOTAL HOURS ON YOUR ABRASIVE BLASTER. KNOW YOUR COST, CONTROL YOUR COST & SET UP A PREVENTATIVE MAINTENANCE PROGRAM FOR YOUR BLAST EQUIPMENT.

PB-9805023P-01	DUAL TIMER CONTROL BOX W/ KEY RESET & MOUNTING BRACKET
----------------	--

### POWER SUPPLY

ADD A POWER SUPPLY TO RUN ANY 12VDC ELECTRIC BLASTER ON COMMON 120VAC OUTLET POWER. POWERS UP TO 4 CONTROL VALVES AT ONE TIME.

PB-SMP3WP-K	POWER SUPPLY 120AC INPUT/12VDC @ 2.5 AMP OUTPUT - 2 LUG
-------------	---

# BLASTING SET-UP



### BLAST HOSE

Nozzles Not Included

10-034BLK-050-3AL	3/4" BLAST HOSE ASSEMBLY, 50', INCLUDES NOZZLE HOLDER
10-100BLK-050-3AL	1" BLAST HOSE ASSEMBLY, 50', INCLUDES NOZZLE HOLDER
10-114BLK-050-3AL	1-1/4" BLAST HOSE ASSEMBLY, 50', INCLUDES NOZZLE HOLDER
10-034BLK-050-4AL	3/4" EXTENSION HOSE ASSEMBLY, 50'
10-100BLK-050-4AL	1" EXTENSION HOSE ASSEMBLY, 50'
10-114BLK-050-4AL	1-1/4" EXTENSION HOSE ASSEMBLY, 50'
27WT-1	SAFETY CABLE, 1/2" - 1" HOSE TO EQUIP.
27WC-1	SAFETY CABLE, 1/2" - 1" HOSE TO HOSE.
27WC-15	SAFETY CABLE, 1-1/4" HOSE TO HOSE.
27WT-2	SAFETY CABLE, 1-1/4" - 3" HOSE TO EQUIP.



### AIR HOSE

10-034RED-050-1	3/4" AIR HOSE ASSEMBLY, 50'
10-100RED-025-1	1" AIR HOSE ASSEMBLY, 25'
10-100RED-050-1	1" AIR HOSE ASSEMBLY, 50'
10-112RED-025-1	1-1/2" AIR HOSE ASSEMBLY, 25'
10-112RED-050-1	1-1/2" AIR HOSE ASSEMBLY, 50'
27WT-1	SAFETY CABLE, 1/2" - 1" HOSE TO EQUIP.
27WC-1	SAFETY CABLE, 1/2" - 1" HOSE TO HOSE.
27WT-2	SAFETY CABLE, 1-1/2" - 3" HOSE TO EQUIP.
27WC-2	SAFETY CABLE, 1-1/2" - 3" HOSE TO HOSE.



### BREATHING EQUIPMENT

NV3-702-50-PFC	RPB NOVA 300™ RESPIRATOR PACKAGE
407000-PFC	NOVA 2000™ RESPIRATOR PACKAGE
407800-PFC	ASTRO™ RESPIRATOR PACKAGE
407001	COOL TUBE
407024	HOT TUBE
407200	RADEX™ CO MONITOR (120V)
407201	RADEX™ CO MONITOR (12V)

RESPIRATOR PACKAGES INCLUDE RESPIRATOR HELMET, 50' BREATHING AIR SUPPLY HOSE, AND RADEX™ AIRLINE FILTER.



### BLAST SUITS / GLOVES

122-9140	BLAST SUIT, LIGHTWEIGHT, MEDIUM
122-9150	BLAST SUIT, LIGHTWEIGHT, LARGE
122-9160	BLAST SUIT, LIGHTWEIGHT, XL
122-9170	BLAST SUIT, LIGHTWEIGHT, XXL
122-9180	BLAST SUIT, LIGHTWEIGHT, XXXL
407701	LUXURY DOUBLE PALMED LEATHER BLASTING/WELDING GLOVES



### NOZZLES

1" ENTRY NOZZLES FOR USE WITH 3/4" BLAST HOSE	
1201-1172	#3 TUNGSTEN CARBIDE NOZZLE
1201-1173	#4 TUNGSTEN CARBIDE NOZZLE
1" ENTRY NOZZLES FOR USE WITH 1" BLAST HOSE	
1201-1173	#4 TUNGSTEN CARBIDE NOZZLE
1201-1174	#5 TUNGSTEN CARBIDE NOZZLE
1201-1175	#6 TUNGSTEN CARBIDE NOZZLE
1-1/4" ENTRY NOZZLES FOR USE WITH 1-1/4" BLAST HOSE	
1348-555	#5 TUNGSTEN CARBIDE NOZZLE
1348-556	#6 TUNGSTEN CARBIDE NOZZLE
1348-557	#7 TUNGSTEN CARBIDE NOZZLE
1348-558	#8 TUNGSTEN CARBIDE NOZZLE



### AIR DRYERS

888-1310-021PB	AIR DRYER ADPB-250 CFM @ 100 PSIG OR 359 CFM @ 150 PSIG
888-1310-041PB	AIR DRYER ADPB-400 CFM @ 100 PSIG OR 574 CFM @ 150 PSIG
888-1310-071PB	AIR DRYER ADPB-750/950, 800 CFM @ 100 PSIG OR 1149 CFM @ 150 PSIG
888-1310-121PB	AIR DRYER ADPB-1200 CFM @ 100 PSIG OR 1723 CFM @ 150 PSIG
888-1310-161PB	AIR DRYER ADPB-1600 CFM @ 100 PSIG OR 2297 CFM @ 150 PSIG

# PIRATE BRAND®



## About Pirate Brand®

At Pirate Brand®, we know abrasive blasting. We have fused our 100+ years of combined experience in the blasting industry with feedback from distributors and end-users to produce abrasive blast equipment and replacement parts that are second to none. In addition to our extensive line of blasting equipment, we produce a full line of aftermarket parts that are 100% compatible replacements for other blast equipment manufacturers. We believe in quality, reliability and productivity so we subject all our products to strict quality control testing to ensure the best possible performance is achieved.

**In the tough world of abrasive blasting, quality is crucial,  
...and Pirate Brand® delivers.**

## OTHER AVAILABLE PRODUCTS



**BULK  
BLASTERS**



**SODA  
BLASTERS**



**S-SERIES  
SMALL BLASTERS**

**CONVERSION  
KITS**



**AIR DRYERS &  
MOISTURE  
SEPARATORS**



**C-SERIES  
SMALL BLASTERS**



**K-SERIES  
SMALL BLASTERS**

